


# ASTRA

## MODULAR DISPLAY SYSTEM

LEARN  
MORE ON  
**PAGE  
2**




### Astra Modular Connectors



**45° Connector Set**  
Connect two Astra walls at a 45° angle.



**90° Connector Set**  
Connect two Astra walls at a 90° angle.



**180° Connector Set**  
Connect two Astra walls at a 180° angle.



**T & Bridge Connector Set**  
Install overhead Astra wall horizontally across the top of your Astra displays or connect three Astra walls in a T shape.



**Hanger Clip**  
Hang merch off your Astra frame.



**Literature Holder**  
Hang to display literature.  
Pocket size:  
9.25"W x 14"H x 1.25"D

### Add-Ons

SHOWDOWNDISPLAYS.COM · INFO@SHOWDOWNDISPLAYS.COM



ASI: 87188 PPAI: 254687 SAGE: 67383 UPIC: SHOWDOWN

**Showdown**  
DISPLAYS

## ASTRA MODULAR DISPLAY SYSTEM

Innovative, lightweight, and customizable display solution designed to captivate audiences with its seamless integration of LED lighting.

- Modular design allows you to expand and modify into various configurations
- Combine with other Astra components to craft a highly adaptable and visually striking display (sold separately)
- Integrated LED lights on top and bottom provide edge-to-edge illumination
- Black PVC frame offers a sophisticated look while ensuring durability
- 4.75" frame depth
- Artwork is dye sublimated on backlit woven polyester
- SEG for easy graphic panel installation
- Includes two graphic panels for a double-sided display
- Includes a soft case with protective hard foam lining
- Each product plugs into any standard USA outlet
- Tool-free assembly
- UL listed



### Astra Walls




Lightweight and portable snap-fit interlocking frame sets up in minutes.



Hardware can be assembled to be 6.5'H or 8'H. Replacement graphics are available online.

### Astra Counter



Countertop supports up to 20 lbs.

### Astra Monitor Mount




Monitor cord can be threaded through the channel on the frame to limit visibility.



Max monitor size of 50" (monitor not included).

### Astra Shelves



Single and double shelves can be attached at any height on a 3"W wall and displayed flat or at a 20° angle.




Side shelf can be displayed on the left or right side of any size wall and at any height.

### Looking for a ready-to-go booth package?

We offer pre-made Astra kits.  
See website for available kit options.



kit 4



kit 1